

# **An Introduction to Numicon**

## **For parents and children**



# Painting



Finger printing patterns.



Using the Numicon pieces to print with.

# Numicon stairs




Can you lay out the Numicon pieces to create a staircase?



Ask your child to cover their eyes. Remove one or two pieces of Numicon. Ask your child if they can spot which piece/pieces is missing. Ask them to explain how they know?

# Rubbings


Hide a piece of Numicon under a piece of paper. Ask your child to make a rubbing of it to find out which piece is hidden.



Make a rubbing using tin foil, which piece is under the foil.



# Dice




Match the number thrown to the Numicon piece.

# Dice



How many altogether?



Who has more/ less?